

KBPC35005W~KBPC3510W

HIGH CURRENT SINGLE-PHASE SILICON BRIDGE RECTIFIERS

REVERSE VOLTAGE: 50 to 1000 V

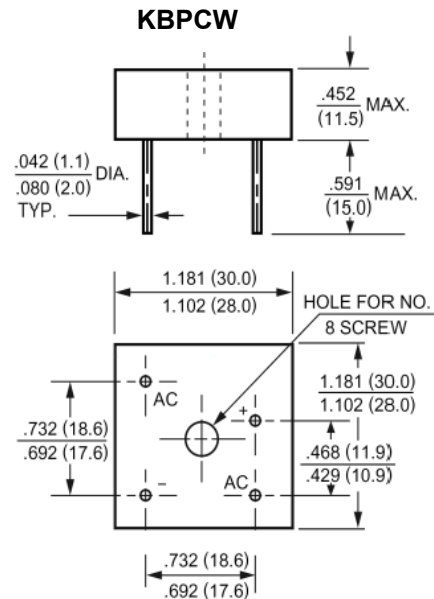
FORWARD CURRENT: 35 A

Features

- Electrically isolated metal case for maximum heat dissipation
- Surge overload ratings to 500 A
- Low power loss, high efficiency
- Low reverse leakage current
- Case to terminal isolation voltage 2500 V
- UL recognized file # E-216968

Mechanical data

- Metal or molded plastic with heatsink integrally mounted in the bridge encapsulation
- Mounting Position: Any



Dimensions in inches and (mm)

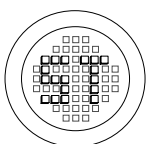
Absolute Maximum Ratings and Characteristics

Rating at 25 °C ambient temperature unless otherwise specified. Single phase, half wave, 60 Hz, resistive or inductive load. For capacitive load, derate current by 20%.

Parameter	Symbols	KBPC 35005W	KBPC 3501W	KBPC 3502W	KBPC 3504W	KBPC 3506W	KBPC 3508W	KBPC 3510W	Units
Maximum Recurrent Peak Reverse Voltage	V_{RRM}	50	100	200	400	600	800	1000	V
Maximum RMS Voltage	V_{RMS}	35	70	140	280	420	560	700	V
Maximum DC Blocking Voltage	V_{DC}	50	100	200	400	600	800	1000	V
Maximum Average Forward Rectified Current at $T_C = 55^\circ\text{C}$	$I_{(AV)}$	35							A
Peak Forward Surge Current, 8.3 ms Single Half-Sine -Wave superimposed on rated load (JEDEC Method)	I_{FSM}	400							A
Maximum Forward Voltage at 17.5 A DC and 25 °C	V_F	1.2							V
Maximum Reverse Current at $T_A = 25^\circ\text{C}$ at Rated DC Blocking Voltage $T_A = 125^\circ\text{C}$	I_R	10 1000							μA
Typical Junction Capacitance ¹⁾	C_J	300							pF
Typical Thermal Resistance ²⁾	$R_{\theta JC}$	1.4							°C/W
Operating and Storage Temperature Range	T_J, T_S	-55 to +150							°C

¹⁾ Measured at 1 MHz and applied reverse voltage of 4 VDC.

²⁾ Thermal resistance from junction to case per leg.



SEMTECH ELECTRONICS LTD.

(Subsidiary of Semtech International Holdings Limited, a company listed on the Hong Kong Stock Exchange, Stock Code: 724)



ISO/TS 16949 : 2002
Certificate No. 05103



ISO 14001:2004
Certificate No. 7116



ISO 9001:2000
Certificate No. 0506098

Dated : 15/02/2006 H

KBPC35005W~KBPC3510W

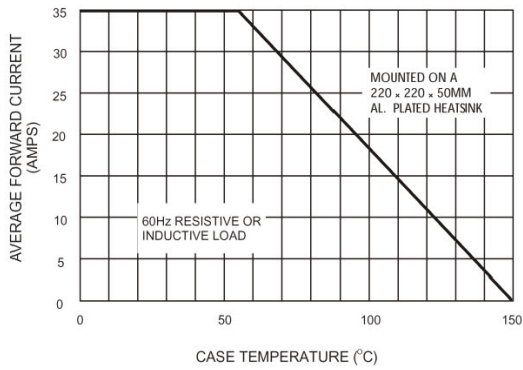


Figure 1. Forward Current Derating Curve

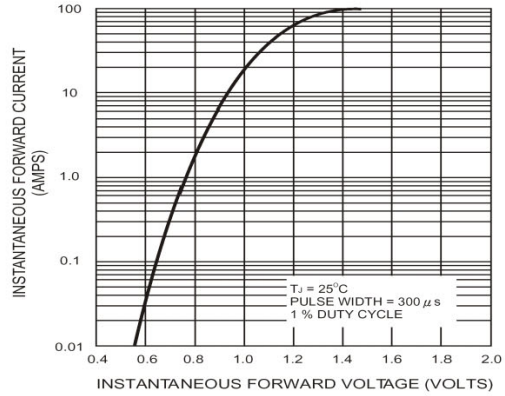


Figure 2. Typical Instantaneous Forward Characteristics Per Bridge Element

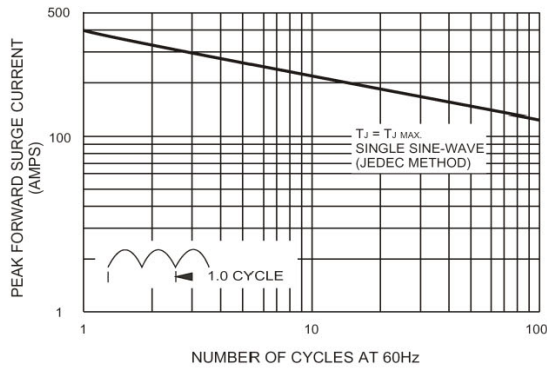


Figure 3. Maximum Non-repetitive Peak Forward Surge Current Per Bridge Element

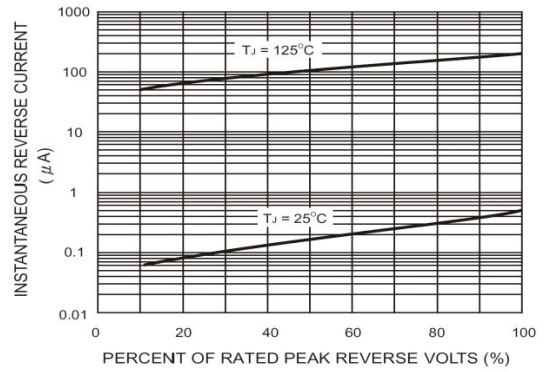


Figure 4. Typical Reverse Leakage Characteristics Per Bridge Element

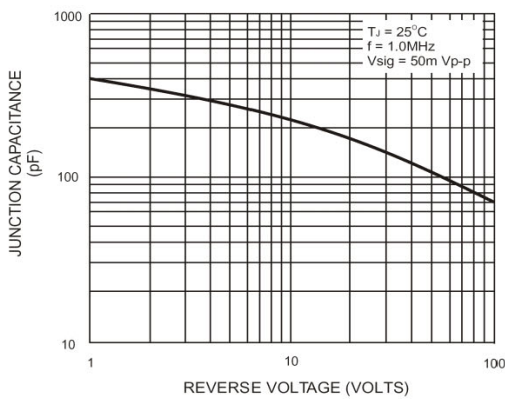


Figure 5. Typical Junction Capacitance Per Bridge Element

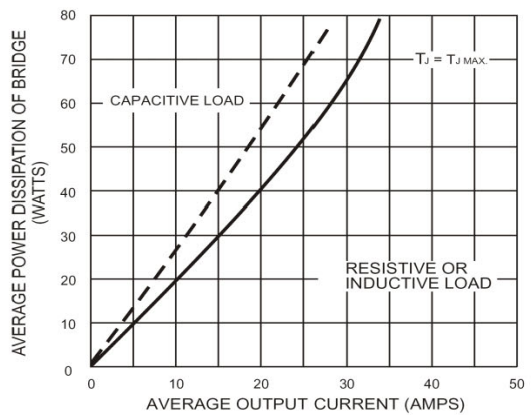
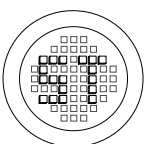


Figure 6. Maximum Power Dissipation



SEMTECH ELECTRONICS LTD.

(Subsidiary of Semtech International Holdings Limited, a company listed on the Hong Kong Stock Exchange, Stock Code: 724)



ISO/TS 16949 : 2002 Certificate No. 05103
 ISO 14001:2004 Certificate No. 7116
 ISO 9001:2000 Certificate No. 0506098

Dated : 15/02/2006 H